



Ideal for weighing and batching

The Dyna-Slide[™] high precision air-activated feeder with “dribble feed control” will provide up to a 100:1 turndown ratio, when feeding most fine (30 mesh to sub-micron) fluidizable powders and granules. In addition, it has completely variable feed rates from as low as a few grams per minute to hundreds of pounds per minute. The Dyna-Slide high precision feeder is ideally suited for weighing and batching or other processes where close, high tolerance feed rates are required.

Conveys fine dry granular materials

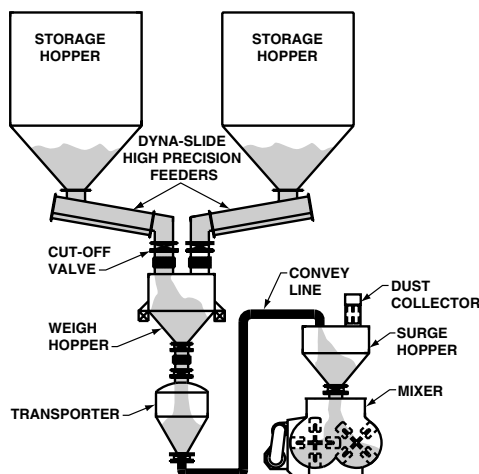
The Dyna-Slide high precision air-activated feeder efficiently combines low pressure compressed air and gravity to fluidize and convey most fine dry granular materials. The low profile design is totally enclosed and dust-free, making it perfect for conveying from silos to weigh scales, hoppers to weigh scales and/or feeding from multiple discharge points to mixers. The high energy efficiency and ease of installation contribute to

a cost effective solution to conveying even over long distances. And, because there are so few moving parts in the material flow, wear is minimized. This results in much longer equipment life and less maintenance.

Features

- Variable feed rate
- Up to 100:1 turndown ratio
- Dribble feed control
- Air operated
- Low cost
- Uses low pressure air
- Conveys fine powders
- No moving parts
- Simple installation
- Quiet operation
- Enclosed, dust-tight
- Low energy consumption

Typical Application

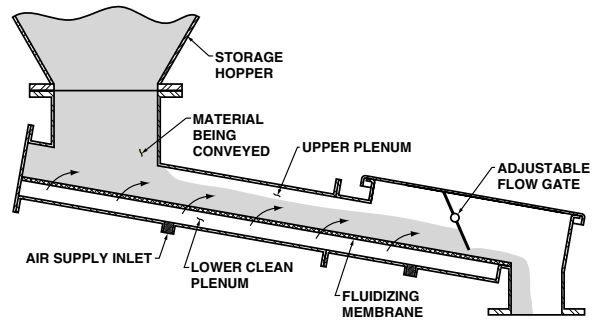


The Dyna-Slide high precision air-activated feeder will handle:

- | | | |
|---------------------|---------------|------------------|
| ■ Alumina | ■ Fine coal | ■ PVC resin |
| ■ Ball clay | ■ Flour | ■ Quartz |
| ■ Barite | ■ Fluorspar | ■ Silica sand |
| ■ Bauxite | ■ Fly ash | ■ Soda ash |
| ■ Bentonite | ■ Gypsum | ■ Sodium sulfate |
| ■ Borax | ■ Iron oxide | ■ Sugar |
| ■ Calcium carbonate | ■ Kaolin clay | ■ Talc |
| ■ Cement | ■ Lime | ■ And More |
| ■ Feldspar | ■ Milk powder | |

How the Dyna-Slide high precision air-activated feeder works

The lower plenum is separated from the upper plenum by a fluidizing membrane, which allows low pressure air to be introduced to fluidize material in the upper plenum. The angle of inclination, normally at or about 10 degrees, plus low pressure air acting as a lubricant, reduces the coefficient of sliding friction and conveys fine dry granular materials down the slope with ease, much like water. Then, for high precision dribble feeding, a throttling gate combined with variable controlled air flow provides a turn-down ratio of up to 100:1.



Construction features

The Dyna-Slide high precision air-activated feeder is built dust-tight of heavy duty mild steel or stainless steel construction. The fluidizing membrane is made of a moisture-resistant, long-lasting, polyester membrane. Depending on the application, high pressure compressed air, low pressure blower air and in some applications even low pressure fans can be used as the power source.

The Dyna-Slide high precision air-activated feeder has three components:

- Inlet section with flange
- Intermediate section (optional)
- Outlet section with flange

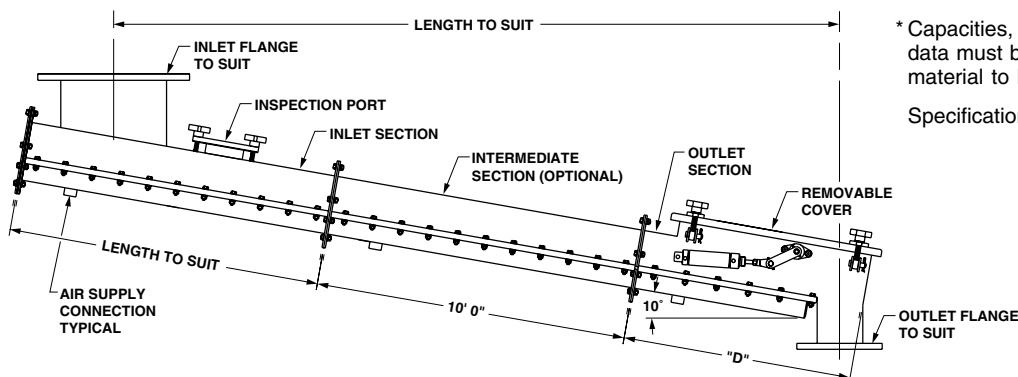
An infinite number of standard intermediate sections can be coupled between the inlet and outlet sections to span any required conveying distance. To accommodate varying requirements, conveyor widths of 4 to 36 inches are available. Capacities range from 400 to 48,000 cubic feet per hour.

Options

- Sight ports
- High temperature construction
- Stainless steel construction
- Food grade construction
- Special coatings/finishes
- Dust collection

Dimensions and Specifications

DIMENSIONS		NOMINAL SIZE											
		4 INCH	6 INCH	8 INCH	10 INCH	12 INCH	14 INCH	16 INCH	18 INCH	20 INCH	24 INCH	30 INCH	36 INCH
A	INCHES	10	12	14	16	18	20	22	24	26	30	36	42
	MILLIMETERS	254	305	356	406	457	508	559	610	660	762	914	1067
B	INCHES	4.75	6.88	8.88	11	13	14.25	16.25	18.25	20.25	24.25	30.25	36.25
	MILLIMETERS	121	175	226	279	330	362	413	464	514	616	768	921
C	INCHES	11	13.75	15.12	22.25	24.25	25.5	27.5	29.5	31.5	35.5	41.5	47.5
	MILLIMETERS	280	349	394	565	616	648	699	749	800	902	1054	1207
D	INCHES	24	26.25	30.06	31.88	33.88	35.125	37.125	39.125	41.125	45.125	51.125	57.125
	MILLIMETERS	610	667	764	810	861	892	943	994	1045	1146	1299	1451
WEIGHT PER FOOT	POUNDS	20	24	28	32	36	40	44	48	54	60	66	72
	KILOGRAMS	9	11	13	15	16	18	20	22	25	27	30	33
CAPACITY PER HOUR*	CU. FEET	400	1000	2000	3000	4000	6000	8000	13,500	17,000	21,000	32,000	48,000
	CU. METERS	11	28	57	85	113	170	227	382	481	595	906	1359



* Capacities, air consumption and other operating data must be verified by testing the actual material to be conveyed.

Specifications subject to change without notice.

Dynamic Air Conveying Systems® and Dyna-Slide™ are trademarks of Dynamic Air Inc., St. Paul, MN USA.

© 2003, Dynamic Air Inc. • Printed in U.S.A. • Bulletin 20306 (04/04/03)

DYNAMIC AIR
Conveying Systems

Corporate Headquarters

Dynamic Air Inc., 1125 Willow Lake Blvd., St. Paul, MN 55110-5193
Phone (651) 484-2900 • Fax (651) 484-7015

United Kingdom

Dynamic Air Ltd., 14 Carters Lane, Kiln Farm, Milton Keynes MK11 3ER
Phone +44 (0) 1908 568155 • Fax +44 (0) 1908 564615

www.dynamicair.com